




Year 1 Home Learning – Spring 1 2025 THE NATURAL WORLD

Choose one activity from the grid to do each week during the half term. Please do not feel that you have to complete all of the activities unless you really want to! Please upload any photos or evidence to your Class Dojo portfolios for us to see.

<p><u>Maths</u> Using the total 12 pence.</p> <p>See how many different ways you can make the total of 12p.</p>  <p>Ask Me: What have you made? What coins have you used? Which had the fewest amount of coins?</p> <p>Challenge: Can you find 3 different ways to make 15p and 20p? Can you pay for something in a shop using coins?</p>	<p><u>Seasonal Changes</u> As the weather continues to change. Please can you watch for signs of seasonal change.</p> <p>Ask me: What can you see happening? Why do you think that happens? What is different to other seasons? What has happened to the animals/ plants?</p>  <p>Challenge: Make a weather diary for a week.</p>	<p><u>Geography</u> Can you conduct a weather experiment home? Can you collect rainfall in a rain gauge and see how much it rains in one week? See the attached rain gauge instructions to make your own rain gauge from recycling at your home!</p> <p>Ask Me: What are we collecting? What could we use to measure it? How many cm is it?</p> <p>Challenge: Can you make a chart to show what the amount of rainfall is for each day?</p> 
<p><u>Writing numerals as words</u> Make a set of number cards from 1- 20 with numbers and a set of the words one – twenty. Play a game of snap with these cards, matching the correct numeral to the correct word.</p> <p>Ask Me: Are there any spelling patterns you can see for the number words? What digraphs can you see in the words?</p> <p>Challenge : Can you write all the numbers from 1- 20 as words?</p>	<p><u>Split digraphs: a-e, e-e, i-e, o-e , u-e</u></p> <p>Look through your reading books at home and see how many split digraphs you can find.</p> <p>Make a list of the words that you find.</p> <p>Ask me: How many of each can you find? Which split digraph can you see the most of? Which can you see the least of?</p> <p>Challenge: See attached the missing word sentences. Can you match the correct missing word with the correct sentence? Can you use some of the split digraph words that you have found in a sentence?</p>	<p align="center"><u>Other FUN activities!</u></p> <ul style="list-style-type: none"> • Go on a forest walk • Take part in a bird watch • Make a paper plane • Try some Circus skills

Science

Research 3 animal groups from; fish, amphibian, reptiles, birds and mammals.

Draw some animals/creature that belong to that group and label them.

Ask me: What body parts does that animal have?

What features does it have?

What similar body parts does it have to some creatures in another group?

What different body parts does it have to some creatures in another group and why?

Challenge: write some facts about a particular animal/creature.

Our focus author this half term is **Eric Carle**.



Go online or to the library and find some books by Eric Carle to listen to/ read. Can you write a list of your favourite stories?

Ask me: What happened in the story? Did you like the book? What did you like about it? Which was your favourite?

Write 2 sentences to tell us which book was your favourite and why.

Challenge: Can you draw pictures showing the beginning middle and end of your favourite story and write a caption for each one explaining what is happening?

Common Exception Words

Have a look at the list of Year 1 common exception words list and see how many of them you can read and spell. (These are words that children are expected to be able to read and spell from memory by the end of Year 1).

Ask me: Which words are tricky to sound out? Are there any words that have the same spelling pattern at the end?

Challenge: Have a go at learning to read 5 more words and have a go at learning to spell 5 more words.

(Please can you let us know how your child go on with this e.g. how many they were able to read independently by sight and how many of these words they were able to spell independently)

Year 1 Common Exception Words

the	is	no	one
a	his	go	once
do	has	so	ask
to	I	by	friend
today	you	my	school
of	your	here	put
said	they	there	push
says	be	where	pull
are	he	love	full
were	me	come	house
was	she	some	our
	we		

Craft Instructions

Make a Rain Gauge



Supplies

- An empty plastic bottle (2 litre fizzy drink bottle would be ideal)
- Sticky Tape
- Ruler
- Paper
- Scissors
- A pencil

Instructions

1 Cut around the plastic bottle about 10cm from the top.



2 Turn the top part of the bottle upside down and place it inside the bottom part - fix it in place using the tape.



3 Make a scale in centimetres on a piece of tape, using a ruler, and fix it to the side of your bottle. You could stick a spare ruler on the side if you have one.



4 Find a place outside to put your rain gauge. It must be open and away from trees.



5 Dig a hole and bury your rain gauge so that the top is sticking about 5cm out of the ground. This will stop the rain gauge from blowing down on windy days.



6 Check the rain gauge every day at the same time, measure the amount of rain collected and empty the bottle.



Tom dug a hole in the garden with a .



After the match, the score was .



Lucy went to the park to go on the .



The Queen sat on her .



My birthday is in .



Anna went on holiday in a .



The party had a fancy dress .



It is too windy to fly a .



There is a key on the end of the .



The angry man was very .



throne

theme

rude

plane

even

slide

June

spade

kite

rope